

# Prepaid Metering for Apartment Complex: Feature Set



## System Architecture

Zenatix controller connects to any third party prepaid meter for both collecting the data and performing control as and when required.

Controller connects to the cloud platform over Ethernet/WiFi/GSM.

Each apartment owner gets a separate web login to visualise real time data and recharge

Admin interface allows generating reports and consolidation of payments



 Zenatix takes the prepaid monitoring to the next level by providing individual web login to each apartment owner including the capability for online recharge

## Salient Feature 1: Web Dashboard for Real Time Monitoring

Trends allow you to plot data from any sensor for any selected time period



Energy Consumed in Selected Period Main Incomer 1600A : 3132 kWh

Simple reconciliation of recharge payments by the administrator

Zenatix Solutions Pvt. Ltd – On mission for 10% savings with no upfront Capital Expenditure<sup>1</sup>



1st Floor, Plot B-17, Sector - 32  
Gurgaon, Haryana, India

info@zenatix.com

+91 995 896 4442



# Salient Feature – 2: Admin Gets the Control and Flexibility

## Edit Meter Parameters

**EB Rate (Rs.)**    
**DG Rate (Rs.)**    
**Minimum Negative Balance (Rs.)**    
**EB Sanctioned (kW)**    
Meter will trip above the specified value for EB.   
**DG Sanctioned (kW)**    
Meter will trip above the specified value for DG.   
**EB Backup Phase\***    
Choose a phase for EB to operate.   
**DG Backup Phase\***    
Choose a phase for DG to operate.

Update

Configure the pricing and load limit across all meters with a single click

## Power Cut Settings

**Weekdays to not cut power**   
 Monday   
 Tuesday   
 Wednesday   
 Thursday   
 Friday   
 Saturday   
 Sunday   
**Evening start hour\***    
**Morning end hour\***    
Power won't cut between Evening Start Hour to next day's Morning End hour

Update

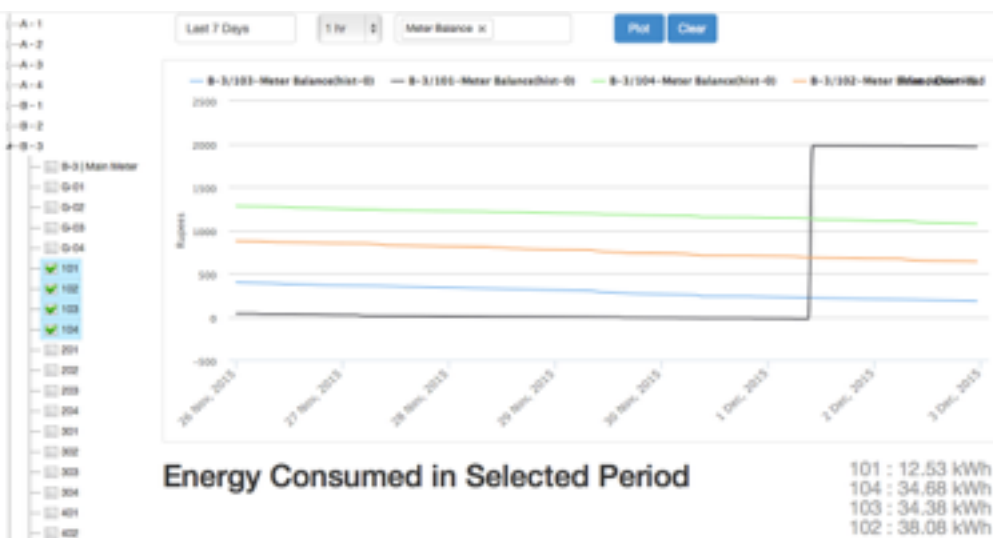
Decide when the meter should not trip, even with low balance, to avoid inconvenience to the residents

System automatically sends an SMS for low balance (configurable)

## Threshold Value for SMS Alerts

**Balance threshold limit\***    
SMS will be sent all apartment owners based on the abovethreshold

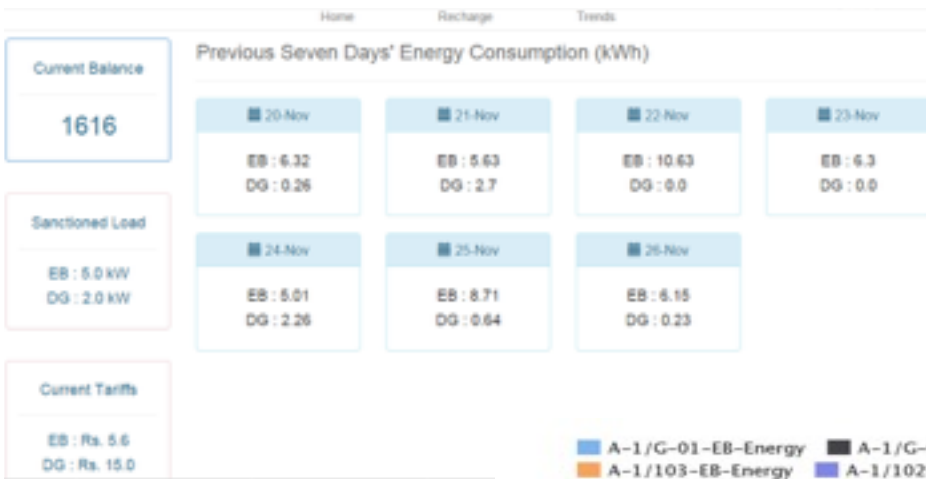
Save



Visualise data for any parameter from across multiple customers

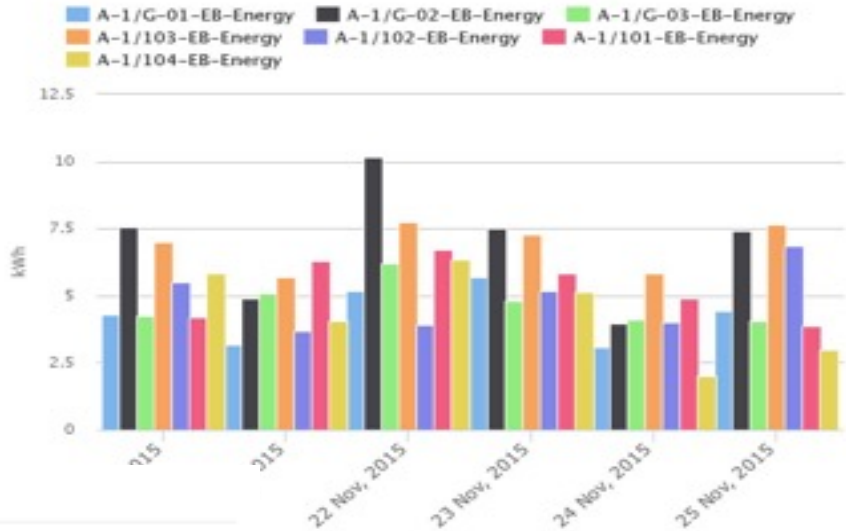


# Salient Feature – 3: Individual Web Dashboard for Each Apartment



A single click to get a snapshot of your daily consumption and meter balance

Compare consumption with neighbours on daily/hourly basis



Access any parameter from your meter for any time duration - analyse your consumption to know what causes high monthly bills

Energy Consumed in Selected Period

403 : 49.62 kWh

High customer engagement using personalised dashboards - more than 50 out of 300 people log in on daily basis

